


 **RADIUS**<sup>TM</sup>  
*making space for music*

**The new Radius**  
**R270 & R225**  
preview



# 270 & 225

TWO NEW RADIUS LOUDSPEAKERS

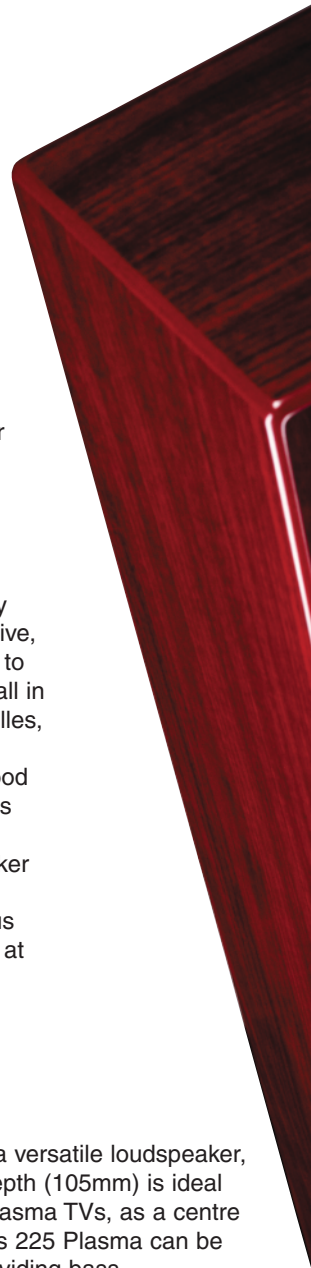
## MORE REASONS TO MAKE SPACE FOR MUSIC

Monitor Audio's Radius concept is a hi-fidelity speaker solution that's been styled and engineered to appeal to a love of space and design as much as a need for high quality music and movie sound. Seriously compact, exquisitely made and completely flexible according to application and environment, Radius is capable of delivering high-quality, full-range sound in stereo and multi-channel systems and yet blends into its surroundings with a vanishing subtlety that doesn't devour valuable living space.

Now the versatile Radius range of two ultra-compact, radius-edged satellite loudspeakers and a matching active subwoofer, has been made even more desirable by the introduction of the Radius 270 - an elegant super-slim floor standing loudspeaker, and the Radius 225 Plasma, beautifully profiled to look great next to Plasma screens.

The new Radius 270 is a floor-standing tower loudspeaker designed for genuine full-range performance in a serious stereo system or multi-channel audio/video system. The R270 employs an array of technical developments derived directly from Monitor Audio's award winning reference speaker ranges. A superbly polished performance coupled with an attractive, slender appearance provides the opportunity to enjoy high performance and discreet design all in one package. Supplied with black or silver grilles, the Radius 270 can be customised to suite specific décor or taste requirements. Real wood veneer and lacquer finishes provide a lustrous appeal and are crafted to the same exacting standards as Monitor Audio's reference speaker systems. In contrast to the stark metallic appearance of many A/V satellites, the Radius 270 offers a tactile sense of quality that feels at home anywhere.

The slender Radius 225 'Plasma' is a versatile loudspeaker, which by virtue of its very shallow depth (105mm) is ideal for use with slim video displays or Plasma TVs, as a centre channel or main speaker. The Radius 225 Plasma can be used as a main speaker system, providing bass performance right down to 55Hz. Combined with an additional sub-woofer, the Radius 225 forms part of a powerful and versatile audio/video based system. The slim wall bracket supplied has a very shallow profile and holds the Radius 225 on the wall to provide a neat, unobtrusive appearance. Supplied with full-length oval black or silver grilles, the Radius 225 can be customised to match its environment. The Radius 225's real wood veneer and lacquer finishes and its driver technologies are specified to the same exacting standards as those employed by Monitor Audio's reference speaker systems.



## 270 Radius 270 Features

Floor-standing design featuring full-range 'hi-fi' performance sound.

Bespoke drivers (custom designed for the 270)

Integrated plinth provides stability and better bass control.

2 x MMP® 2 bass driver array provides excellent power handling and high-efficiency.

New cast bass chassis made from high-tech glass loaded engineering polymer. Provides better damping properties than metal and increased overall strength.

25mm Gold C-CAM® tweeter.

Magnetically shielded drivers for safe use near sensitive microprocessor equipment or video displays.

Rigid MDF construction throughout.

Single through-bolt driver fixing provides mechanical de-coupling properties resulting in enhanced mid-band clarity and resolution. Through-bolts also act as rigid cross bracing to give a very solid non-resonant cabinet.

Additional rigid cross bracing in critical areas to stop cabinet resonance.

Front-ported bass reflex design

Smooth radius edges reduce diffraction effects and give better imaging properties.

Round perforated grilles supplied in black and silver\*. Can be customised to suite individual decor and taste.

Crossover uses high-grade metalised Polypropylene capacitors throughout for increased clarity. High-grade air core and laminated iron core inductors provide lowest possible distortion and low insertion losses.

Specially developed high-grade PCOFC internal cable used throughout for maximum signal transfer at all frequencies and low signal resistance.

Terminal positioning allows neat and easy access to connections and gets rid of unsightly excess cable.

## 225 Radius 225 'Plasma' Features

Wall mounted system for use with video/Plasma TV displays

Bespoke MMP® 2 drivers (custom designed for the 225)

D'Appolitto driver array provides good dispersion and fantastic mid-band clarity and presence.

New cast bass chassis made from high-tech glass loaded engineering polymer provides better damping properties than metal and increased overall strength.

25mm Gold C-CAM® tweeter.

Magnetically shielded drivers for safe use near sensitive microprocessor equipment or video displays.

Versatile design: horizontal or vertical mounting with 'key hole' type wall fixings.

Recessed terminal panel to allow mounting directly on the wall.

Rigid MDF construction throughout.

Smooth radius edges reduce diffraction effects and provide better imaging properties.

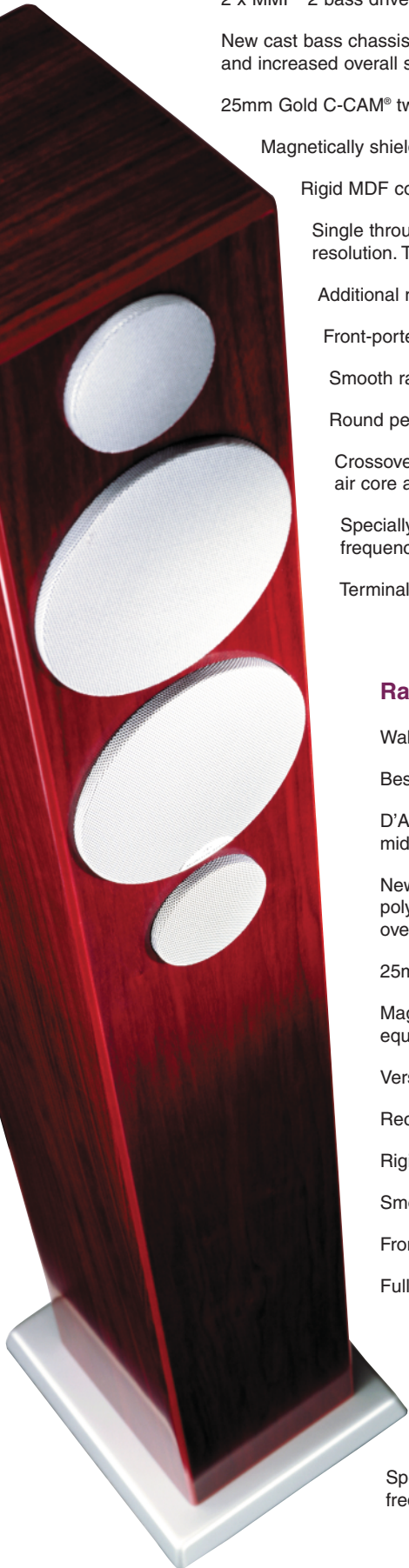
Front-ported reflex design.

Full length oval perforated grilles supplied in black and silver can be customised to suite individual décor or taste.

Crossover uses high quality components: high grade metalised Polypropylene capacitors are used throughout for increased clarity. High-grade air core and laminated iron core inductors are used to give lowest possible distortion and low insertion losses.


Single through-bolt driver fixing provides mechanical de-coupling, resulting in enhanced mid-band clarity and resolution. Through-bolts also act as rigid cross bracing to give a very solid non-resonant cabinet.

Specially developed high-grade PCOFC internal cable used throughout for maximum signal transfer at all frequencies and low signal resistance.





MODEL	RADIUS 270	RADIUS 225
Frequency Response	50Hz – 25 KHz	55Hz – 25 KHz
Impedance (nominal)	8 Ohms	8 Ohms
Sensitivity (1W@1M)	89dB	90dB
Maximum SPL	107.5 dBA	108 dBA
Power handling Single (R.M.S)	120W	120W
Recommended Amp requirements	20-120 W	20-120 W
Bass Alignment	Front ported bass reflex	Front ported bass reflex
Drive unit Complement Bass/ Mid-range	2 x 4" MMP® 2 (Second generation metal matrix polymer)	2 x 4" MMP® 2 (Second generation metal matrix polymer)
Drive unit complement tweeter	1 x 25mm C-CAM® Gold Dome tweeter	1 x 25mm C-CAM® Gold Dome tweeter
External Dimensions (CM)	90 H x 12 W x 14 D	610 H x 12 W x 10.5 D
Finishes	Video Silver Natural Beech veneer Rosemah veneer Black Lacquer White Lacquer  Black and Silver grilles included (white/silver grille option provided for white models)	Video Silver Natural Beech veneer Rosemah veneer Black lacquer White Lacquer  Black and Silver grilles included (white/silver grille option provided for white models)



**MONITOR AUDIO®**

*As close as it gets®*

tel: +44 (0)1268 740580  
 info@monitoraudio.co.uk  
 www.monitoraudio.co.uk  
 UK

tel: 905 428 2800  
 info@monitoraudiousa.com  
 www.monitoraudiousa.com  
 USA